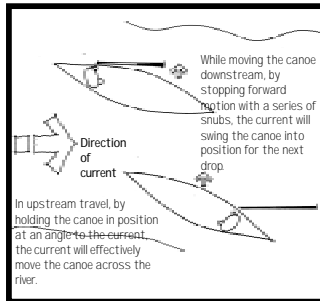


# P O L I N G

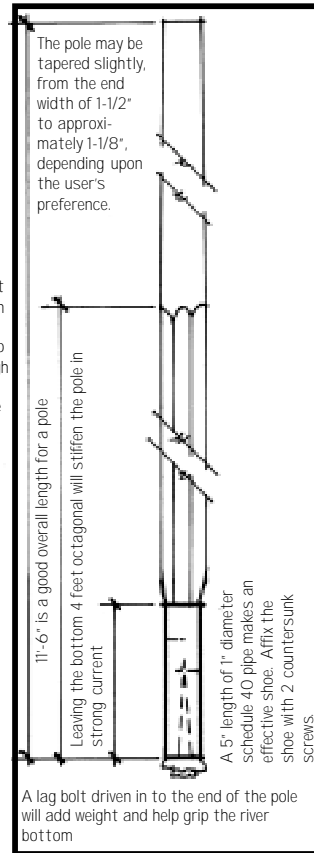
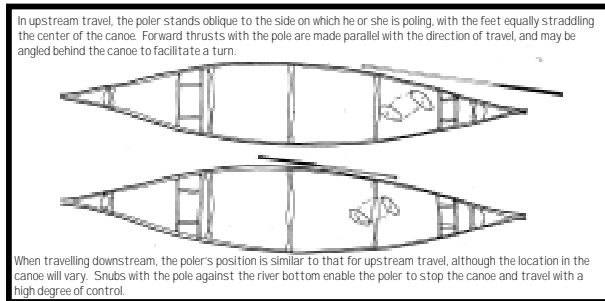
## A C A N O E

During the low-water days of mid- to late-summer, canoeists can turn to the setting pole to navigate the shallows. A pole will also allow canoeists to travel upstream against the current, something that is extremely difficult with a paddle. A properly-welded pole affords the canoeist a high degree of control over the canoe's motion.



Efficient downstream navigation of moving water utilizes the canoeing principle of "ferrying," whereby a canoe is held in place at a slight angle to the current, and the action of the water moves the canoe laterally. The pole, firmly planted on the river bottom, also enables the poler to move upstream through rapidly-moving water, utilizing the same principles of ferrying (with some brute force thrown in).

An effective pole may be made from a clear, knot-free length of ordinary 2x framing lumber, shaped with either a table saw or router or planes.



### Trimming for Poling

The canoe is trimmed with the downstream end fairly heavy. This allows the poler to move the lighter upstream end, then hold the canoe in place with the pole while the current swings the canoe into position. The trim can be adjusted by shifting packs around in the canoe.

